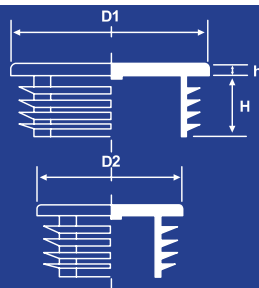
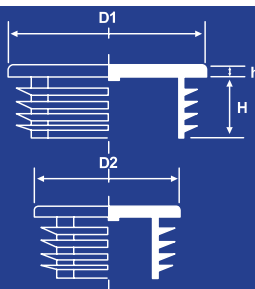


**TAPPI A LAMELLE RETTANGOLARI**

**Colore: Nero.**  
**Materiale: Polietilene (LDPE)**



Codice	Dimensioni in mm.			Spessore del tubo		Confez. standard
	D1 - D2	h	H	Minimo	Massimo	
TRN20x10	20 x 10	3	11	0.8	2	6'000
TRN20x15	20 x 15	5	11.5	1	2	5'000
TRN20x16	20 x 16	5	11.5	1	2	5'000
TRN25x10	25 x 10	3	11.5	0.8	2	6'000
TRN25x15	25 x 15	5	11.5	1	2.5	4'000
TRN25x20	25 x 20	3	11.5	1	3	3'000
TRN30x10	30 x 10	5	11.5	1	2	7'000
TRN30x15	30 x 15	5	11.5	1	2.5	3'500
TRN30x20	30 x 20	5	11.5	1	3	2'500
TRN30x25	30 x 25	3.5	13.5	1.5	1.5	2'000
TRN35x10	35 x 10	5	11.5	1	2	5'500
TRN35x15	35 x 15	5	11.5	1	3	3'000
TRN35x20	35 x 20	5	11.5	1	2.5	2'000
TRN35x25	35 x 25	5	11.5	1	3	1'750
TRN35x30	35 x 30	5	15	1	1.5	1'500
TRN40x10	40 x 10	5	10.5	1.5	1.5	3'000
TRN40x15	40 x 15	5	12	1	1.5	2'000
TRN40x20	40 x 20	5	12	1	2.5	2'000
TRN40x20/3	40 x 20	5	13	3	3	1'000
TRN40x25	40 x 25	5	11.5	1	3	1'500
TRN40x30	40 x 30	5	12	1	3	1'250
TRN40x35	40 x 35	5	12	1	3	1'000
TRN45x15	45 x 15	5	11	1.5	2	2'000
TRN45x20	45 x 20	5	11.5	1	3	2'000
TRN45x25	45 x 25	5	12	1	3	1'500
TRN45x30	45 x 30	5	12	1	2.5	1'250
TRN45x35	45 x 35	5	12	1	3.5	1'000
TRN50x10	50 x 10	3.5	12	1	2	3'500
TRN50x20	50 x 20	5	14	1	3	1'250
TRN50x25	50 x 25	5	14.5	1	3	1'000
TRN50x30	50 x 30	5	13.5	1	3	800
TRN50x30/3	50 x 30	5	14	2.5	3	1'000
TRN50x34	50 x 34	5	14.5	1	3.5	750
TRN50x35	50 x 35	5	14.5	1	3.5	750
TRN50x40	50 x 40	5	12.5	1.5	2.5	1'000
TRN55x34	55 x 34	5	14.5	1.5	4	700
TRN55x40	55 x 40	5	14.5	1.5	4	600
TRN60x15	60 x 15	5	14.5	1	2	1'500
TRN60x20	60 x 20	5	14.5	1	3	1'000
TRN60x25	60 x 25	5	14	1	2.5	750
TRN60x30	60 x 30	5	15	1	2.5	700

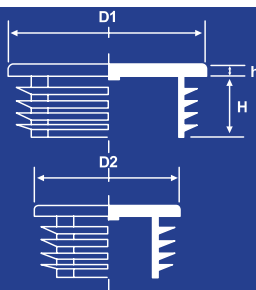
**TAPPI A LAMELLE RETTANGOLARI**
**Colore: Nero.**
**Materiale: Polietilene (LDPE)**


Codice	Dimensioni in mm.			Spessore del tubo		Confez. standard
	D1 - D2	h	H	Minimo	Massimo	
TRN60x33	60 x 33	5	14.5	1.5	3.5	650
TRN60x35	60 x 35	5	15	1.5	3.5	500
TRN60x40	60 x 40	5	14	1	3	500
TRN60x40/5	60 x 40	5	14	4	5	500
TRN60x45	60 x 45	5	15	1.5	4	450
TRN60x50	60 x 50	5	14.5	1.5	3.5	400
TRN65x35	65 x 35	5	15	1	3	500
TRN70x20	70 x 20	5	19	1	2	700
TRN70x25	70 x 25	5	18	1.5	2.5	500
TRN70x30	70 x 30	5	18	1	2	1'000
TRN70x35	70 x 35	5	15	1.5	3.5	500
TRN70x40	70 x 40	5	18	1.5	2.5	500
TRN70x40/4	70 x 40	5	15	2.5	4	350
TRN70x50	70 x 50	55	15	2	5	350
TRN75x25	75 x 25	5	15	1	3	600
TRN75x50	75 x 50	5	15	2	4	350
TRN80x20	80 x 20	5	18	1.5	2	600
TRN80x25	80 x 25	5	14.5	1	3	550
TRN80x30	80 x 30	5	14.5	1	2.5	500
TRN80x30/4	80 x 30	5	14.5	2.5	4	500
TRN80x40	80 x 40	5	14.5	1	3	700
TRN80x40/4	80 x 40	5	24.5	3.2	4	400
TRN80x50	80 x 50	5	18	2	4	500
TRN80x60	80 x 60	5	24	1.5	3.5	300
TRN80x60/5	80 x 60	5	18.5	5	5	225
TRN90x20	90 x 20	5	14.5	1	2.5	600
TRN90x40	90 x 40	5	15	2	4	300
TRN90x45	90 x 45	5	15	2	4	250
TRN90x50	90 x 50	6	22	2	4.5	200
TRN90x70	90 x 70	6	22	3	5.5	250
TRN100x20	100 x 20	5	15	1.5	3	500
TRN100x25	100 x 25	5	15	1.5	3	450
TRN100x30	100 x 30	5	15	1.5	3.5	350
TRN100x40	100 x 40	5	14.5	1.5	4	250
TRN100x50/5	100 x 50	6	24	3.2	5	150

**TAPPI A LAMELLE RETTANGOLARI**

**Colore: Nero.**

**Materiale: Polietilene (LDPE)**



Codice	Dimensioni in mm.			Spessore del tubo		Confez. standard
	D1 - D2	h	H	Minimo	Massimo	
TRN100x60	100 x 60	6	24	2.5	4.5	250
TRN100x80	100 x 80	6.5	19	3	5.5	300
TRN110x30	110 x 30	6	24	2	4	325
TRN110x60	110 x 60	6	24	3.5	5.5	125
TRN110x70	110 x 70	6	24	3	5	100
TRN120x20	120 x 20	2.4	21.5	1.5	3	400
TRN120x30	120 x 30	5	14.5	1.5	2	300
TRN120x40/5	120 x 40	6	21.5	3	5	200
TRN120x50	120 x 50	6	21.5	3	5.5	150
TRN120x60	120 x 60	5	24.5	2	4	100
TRN120x80	120 x 80	5	24	2	3	90
TRN120x80/8	120 x 80	7	25	5	8	200
TRN120x100	120 x 100	6	24	3.5	6	60
TRN140x80	140 x 80	5	24.5	2	4.5	70
TRN150x50	150 x 50	6	28	2	4	200
TRN150x100	150 x 100	7	27	3	8	100